

Starting Family Tree:

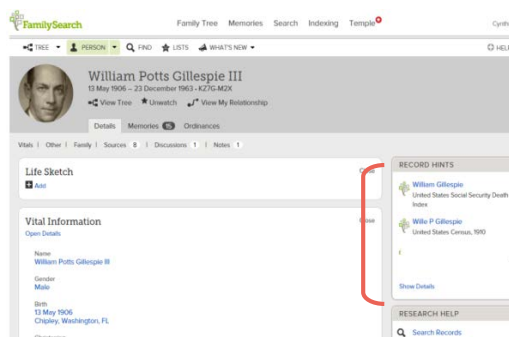
Attaching FamilySearch Sources to Your Tree

You can attach records to an ancestor's Details page using the Source Linker (a tool that attaches records found in indexed FS collections to individuals in Family Tree.) The right column of your ancestor's Details page contains two options for locating records:

1. Record Hints under Research Help
2. Search Records

Selected records from either option will need to be examined, and, if applicable, added as Sources to FT.

Record Hints under Research Help



Record Hints contains records pre-selected by Family Search based on matching data.

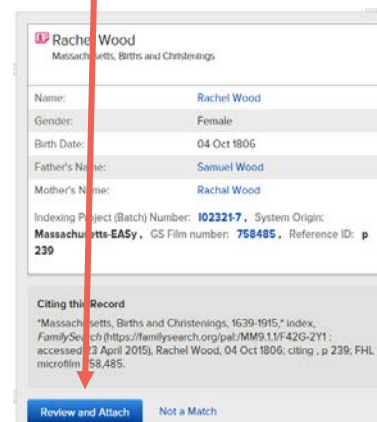
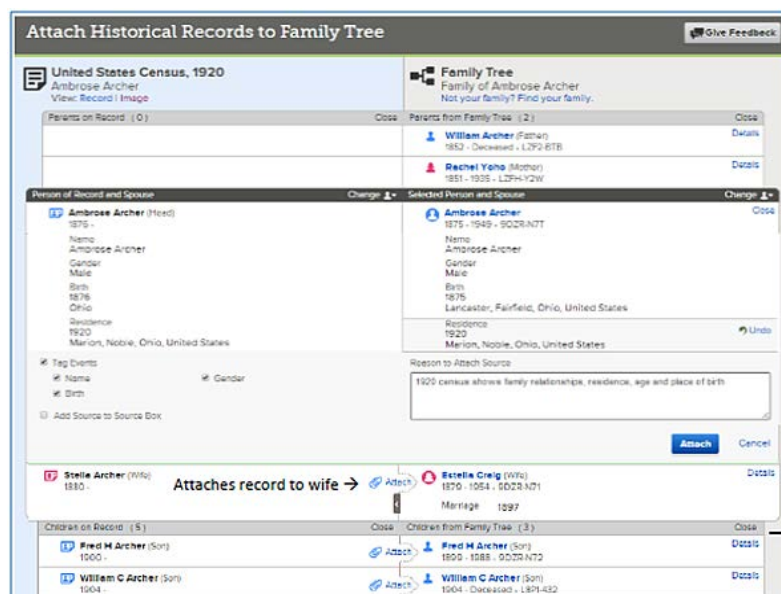
If a record appears in **RECORD HINTS**, examine it by clicking on the person's name above the record title. An abstract window appears.

1. Clicking on **Review and Attach** opens the Source Linker as shown below.

2. The left half of the screen shows the information in the selected **Historical Record**. The right half shows the information in your **Family Tree**.

Historical Record

Family in Family Tree



Examine these features: *Compare, Attach, Detach, Open, Close, Details, Change and Add*

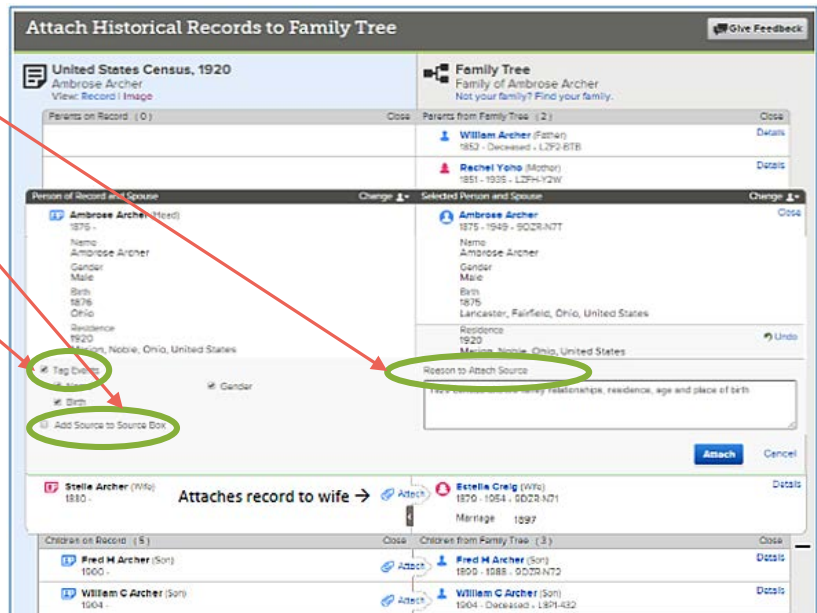
3. In this section compare the details in the **Historical Record** with those in **FamilyTree** to determine if the record belongs to your ancestor. If it does, then...

- Enter a "Reason to Attach Source" statement
- Check or uncheck "Tag Events"
- Check or uncheck "Add Source to Source Box"
- To attach this Historical Record Source, Click



4. The Record is now attached as a Source in your ancestor's Details page.

No information is changed in your family unless you have clicked **+Add** on the **Historical Record** side.



Search Records

FamilySearch.org To find additional records which may pertain to your ancestor, click on FamilySearch.org in the box on the right side of the person screen.

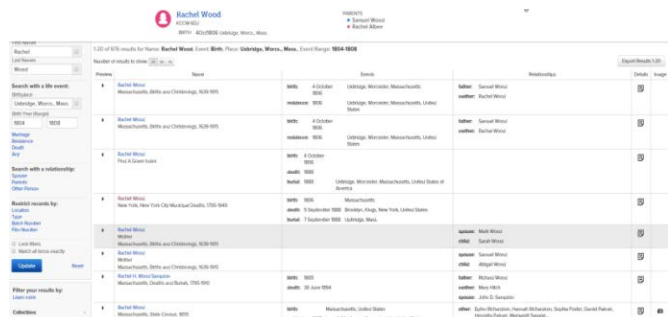


FamilySearch has entered some search terms (name, place, & date range) for you. To find other records, edit the search terms.

In order to examine and determine if this record belongs to your ancestor, click the Preview Arrow or the Blue Name above the record title; view the abstract, and whenever possible, the actual document.

The next window is the abstract of an indexed record. You will see either:

- abstract only ("no image available")
- abstract with image ("view the original document")
- abstract with GS Film # reference (which means there is an image on film in Family History Library)



You will want to examine and attach the original image whenever possible!!!!

If the record has already been attached, Click Review Attachments to verify everyone listed has the record attached. When a record is attached to a person, their name field turns light green.

To attach a record, click on



in the record abstract. Add any additional deceased people in the record not found in Family Tree.

Rachel Wood
KCOW 6DJ
BIRTH: 4Oct1806 Uxbridge, Wore., Mass.

Go To: Search Results | COPY | PRINT | SOURCE BOX | SHA | **Review Attachments** | View in Family Tree

Rachel Wood
New York, New York City Municipal Deaths

Name:	Rachel Wood
Event Type:	Death
Event Date:	05 Sep 1888
Event Place:	Brooklyn, Kings, New York, United States

Attach to Family Tree

No image available

New York, New York City Municipal Deaths, 1795-1949

Search collection

Reference ID: **cn 12824** GS Film Number **1323840**

Birth Year (Estimated):	1806
Birthplace:	Massachusetts
Burial Date:	07 Sep 1888
Burial Place:	Uxbridge, Mass.
Father's Birthplace:	Massachusetts
Mother's Birthplace:	Massachusetts

Reference ID: cn 12824 GS Film Number: 1323840

Should the abstract have a GS film number, as in the record above, (GS Film # **1323840**) you will know that the film is in the Family History Library and can be searched and image saved for your records.

Before you leave FamilyTree, go back to your ancestor's Details page and check that the source has been attached.

Sources

Open Details | + Create a New Source | Attach from Source Box

Rachel Wood, "Massachusetts, Births and Christenings, 1639-1915"

For further help in attaching Historical Records and using more advanced features of the Source Linker, it is strongly recommended that you Google "FamilySearch Family Tree Curriculum" (created by Leland Moon). Click on the URL beginning with "**broadcast.ids.org/...**" Click on Level Two. In the next page scroll down to the **Sourcing** section.

There you will find "Hands on Activities" and "Short Videos" explaining/demonstrating how to put these records in Family Tree.

